

KSF12-22

二位二通电磁阀

说明 DESCRIPTION

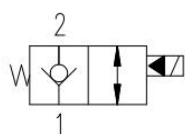
A cartridge-style 2-position 2-way Threaded cartridge directional valve
二位，二通，螺纹插装 方向阀

工作 OPERATION

power, KSF12-22 as a one-way valve, allowing oil flow from 1 to 2 flow while cutting off oil from 2 to 1 after the power is turned on, the spool of the plug is lifted so that the flow direction is turned on.

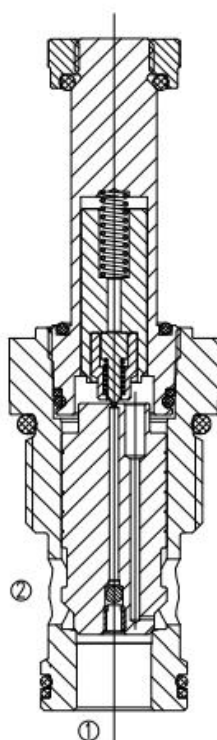
断电时，KSF12-22 用作单向阀，允许油液从 ① 流向 ②，同时截止油液从 ② 流向 ①。
通电后，插件的阀芯提升，从而接通 ② 流向 ① 此模式允许双向流动。

符号 SYMBOL

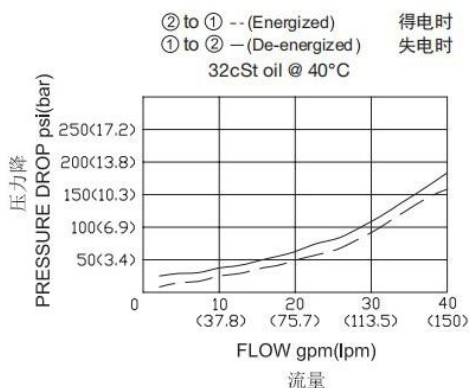


技术参数 SPECIFICATIONS

工作压力 (Operating pressure):	350bar
流量 (Flow):	See PRESSURE DROP VS. FLOW graph
内泄漏 (Internal Leakage):	5 滴/min. max. at 350 bar
温度 (Temperature):	-40° C to + 100° C
过滤 (Filtration):	参考过滤要求 (Reference filter requirements)
油液 (Fluids):	Mineral-based fluids with viscosities of 7.4 to 420 cSt. (矿物油粘度)
插孔 (Cavity):	VC12-2



压力-流量曲线 PRESSURE DROP VS. FLOW



KSF12-22-0-N-**-**

└──┬──┬──┬──┬──┬──┘

└──┬──┬──┬──┬──┬──┘

1 2 3 4 5 6

1 公司代码
Company code

2 功能
22= 二位三通
Piloted 2-way

3 0
0= 只订插件
0=Order plug-ins only

4 密封件 Sealing ring
N 丁氟橡胶 (标准型)
BUNA N (Std.)

V 氟橡胶 Fluorocarbom

5 12DC =12
24DC =24

6 coli DIN 43650 =DG
coli DT 04-2P =ER
两根导线 =DL

安装尺寸 INSTALLATION DIMENSIONS

